

Now Yesterday

Search:

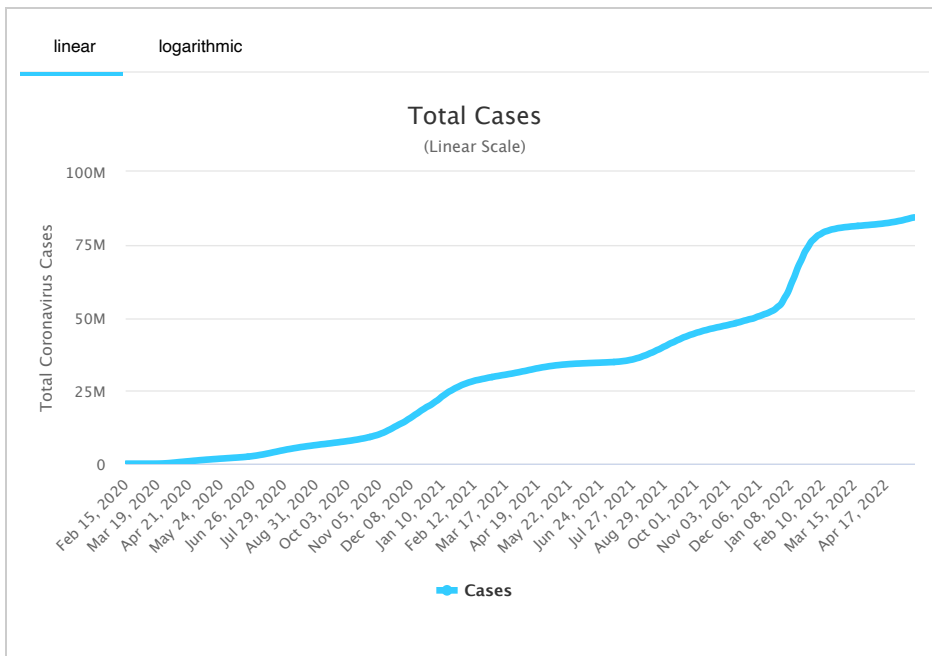
#	USA State	Total Cases	New Cases	Total Deaths	New Deaths	Total Recovered	Active Cases	Tot Cases/ 1M pop	Deaths/ 1M pop	Total Tests
	USA Total	84,357,607		1,026,899		81,327,131	2,003,577	254,855	3,102	1,017,6
1	California	9,357,671		91,091		9,021,384	245,196	236,830	2,305	164,4
2	Texas	6,869,009		88,690		6,701,543	78,776	236,896	3,059	64,6
3	Florida	6,058,054		74,239		5,850,853	132,962	282,062	3,457	57,6
4	New York	5,478,364		69,147		5,298,655	110,562	281,612	3,554	109,5
5	Illinois	3,226,197		38,013		3,048,793	139,391	254,596	3,000	57,8
6	Pennsylvania	2,849,663		44,814		2,764,524	40,325	222,595	3,501	26,7
7	Ohio	2,724,041		38,550		2,647,566	37,925	233,041	3,298	22,7
8	North Carolina	2,691,805		24,588		2,640,452	26,765	256,654	2,344	26,3
9	Georgia	2,530,918		38,086		2,467,019	25,813	238,374	3,587	24,5
10	Michigan	2,472,596		36,140		2,369,338	67,118	247,585	3,619	25,0
11	New Jersey	2,325,525		33,553		2,156,276	135,696	261,819	3,778	17,7
12	Tennessee	2,039,822		26,265		N/A	N/A	298,692	3,846	12,9
13	Arizona	2,030,925		30,230		1,987,245	13,450	279,022	4,153	19,3
14	Massachusetts	1,821,071		20,409		1,746,418	54,244	264,210	2,961	44,6
15	Virginia	1,740,753		20,322		1,664,878	55,553	203,942	2,381	19,1
16	Indiana	1,716,327		23,640		1,573,293	119,394	254,942	3,511	19,7
17	Wisconsin	1,644,811		14,505		1,579,458	50,848	282,495	2,491	16,3

18	<u>Washington</u> (<u>/coronavirus/usa/washington/</u>)	1,538,228	12,812	1,463,034	62,382	202,003	1,682	13,5
19	<u>South Carolina</u> (<u>/coronavirus/usa/south-carolina/</u>)	1,481,975	17,869	1,448,328	15,778	287,834	3,471	16,3
20	<u>Minnesota</u> (<u>/coronavirus/usa/minnesota/</u>)	1,481,627	12,853	1,450,000	18,774	262,717	2,279	19,4
21	<u>Missouri</u> (<u>/coronavirus/usa/missouri/</u>)	1,433,482	20,417	1,392,240	20,825	233,564	3,327	14,6
22	<u>Colorado</u> (<u>/coronavirus/usa/colorado/</u>)	1,411,558	13,275	1,343,452	54,831	245,116	2,305	17,6
23	<u>Kentucky</u> (<u>/coronavirus/usa/kentucky/</u>)	1,337,573	15,816	1,298,693	23,064	299,389	3,540	13,6
24	<u>Alabama</u> (<u>/coronavirus/usa/alabama/</u>)	1,305,665	19,631	1,268,191	17,843	266,289	4,004	7,1
25	<u>Louisiana</u> (<u>/coronavirus/usa/louisiana/</u>)	1,245,776	17,297	1,218,598	9,881	267,978	3,721	15,6
26	<u>Maryland</u> (<u>/coronavirus/usa/maryland/</u>)	1,054,547	14,524	1,004,967	35,056	174,430	2,402	20,6
27	<u>Oklahoma</u> (<u>/coronavirus/usa/oklahoma/</u>)	1,043,536	14,380	1,027,116	2,040	263,721	3,634	5,4
28	<u>Utah</u> (<u>/coronavirus/usa/utah/</u>)	938,864	4,761	925,511	8,592	292,850	1,485	9,4
29	<u>Iowa</u> (<u>/coronavirus/usa/iowa/</u>)	866,696	9,555	845,101	12,040	274,699	3,028	8,4
30	<u>Arkansas</u> (<u>/coronavirus/usa/arkansas/</u>)	838,684	11,418	824,537	2,729	277,912	3,784	6,8
31	<u>Mississippi</u> (<u>/coronavirus/usa/mississippi/</u>)	802,482	12,460	783,889	6,133	269,638	4,187	6,3
32	<u>Connecticut</u> (<u>/coronavirus/usa/connecticut/</u>)	789,933	10,914	732,478	46,541	221,562	3,061	15,5
33	<u>Kansas</u> (<u>/coronavirus/usa/kansas/</u>)	780,892	8,720	762,637	9,535	268,043	2,993	2,1
34	<u>Oregon</u> (<u>/coronavirus/usa/oregon/</u>)	741,780	7,563	697,014	37,203	175,872	1,793	11,3
35	<u>Nevada</u> (<u>/coronavirus/usa/nevada/</u>)	724,364	10,798	701,899	11,667	235,171	3,506	6,8
36	<u>New Mexico</u> (<u>/coronavirus/usa/new-mexico/</u>)	527,161	7,623	505,600	13,938	251,409	3,635	7,1
	<u>West Virginia</u>	506,833	6,895	497,974	1,964	282,808	3,847	6,1

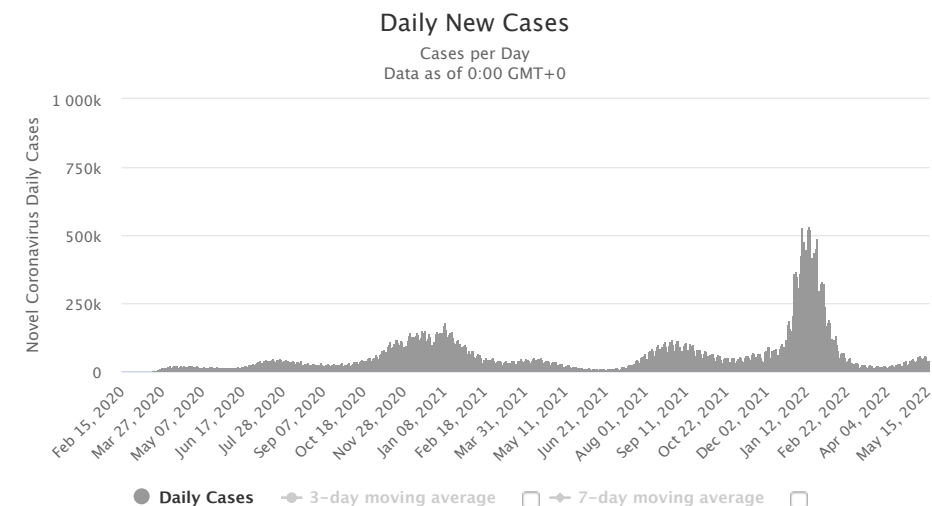
37	(/coronavirus/usa/west-virginia/)									
38	Nebraska (/coronavirus/usa/nebraska/)	482,305		4,234		474,103	3,968	249,330	2,189	5,5
39	Idaho (/coronavirus/usa/idaho/)	448,269		4,934		440,107	3,228	250,841	2,761	2,5
40	Rhode Island (/coronavirus/usa/rhode-island/)	383,209		3,554		362,946	16,709	361,736	3,355	7,5
41	New Hampshire (/coronavirus/usa/new-hampshire/)	316,691		2,500		309,664	4,527	232,911	1,839	4,7
42	Montana (/coronavirus/usa/montana/)	275,113		3,381		270,881	851	257,409	3,163	2,7
43	Delaware (/coronavirus/usa/delaware/)	268,945		2,931		257,545	8,469	276,191	3,010	1,0
44	Hawaii (/coronavirus/usa/hawaii/)	258,422		1,434		242,361	14,627	182,518	1,013	3,7
45	Maine (/coronavirus/usa/maine/)	255,531		2,336		237,750	15,445	190,097	1,738	5,2
46	Alaska (/coronavirus/usa/alaska/)	247,865		1,235		241,523	5,107	338,824	1,688	4,1
47	North Dakota (/coronavirus/usa/north-dakota/)	242,462		2,272		239,467	723	318,166	2,981	6
48	South Dakota (/coronavirus/usa/south-dakota/)	238,635		2,917		234,664	1,054	269,748	3,297	2,1
49	Wyoming (/coronavirus/usa/wyoming/)	157,031		1,817		N/A	N/A	271,324	3,139	1,3
50	District Of Columbia (/coronavirus/usa/district-of-columbia/)	144,675		1,341		138,431	4,903	204,995	1,900	3,0
51	Vermont (/coronavirus/usa/vermont/)	129,252		652		119,210	9,390	207,138	1,045	3,6
52	Puerto Rico	608,990		4,257		489,645	115,088	179,805	1,257	4,1
53	Guam	48,542		361		48,003	178			4
54	United States Virgin Islands	18,243		113		17,229	901			3
55	Northern Mariana Islands	11,315		34		11,276	5			1
56	American Samoa	6,004		30		5,796	178			
57	Veteran Affairs	636,891		21,937		605,467	9,487			8,6
58	US Military	627,042		687		601,100	25,255			
59	Federal Prisons	69,153		302		68,675	176			1

60	Navajo Nation	53,643	1,770	51,737	136			
61	Grand Princess Ship	122	7	115	0			
62	Wuhan Repatriated	3		3	0			
63	Diamond Princess Ship	46		46	0			
	Total:	84,357,607	1,026,899	81,327,131	2,003,577	254,855	3,102	1,017,6

Total Coronavirus Cases in the United States

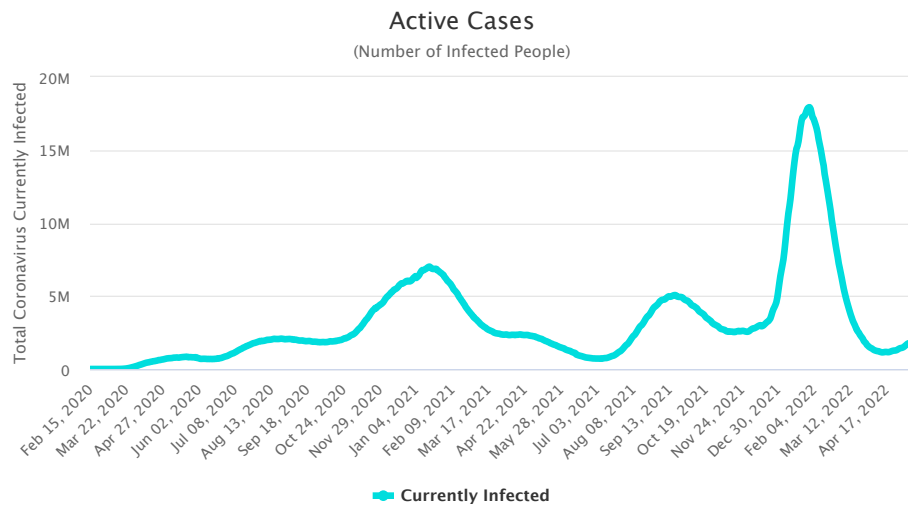


Daily New Cases in the United States

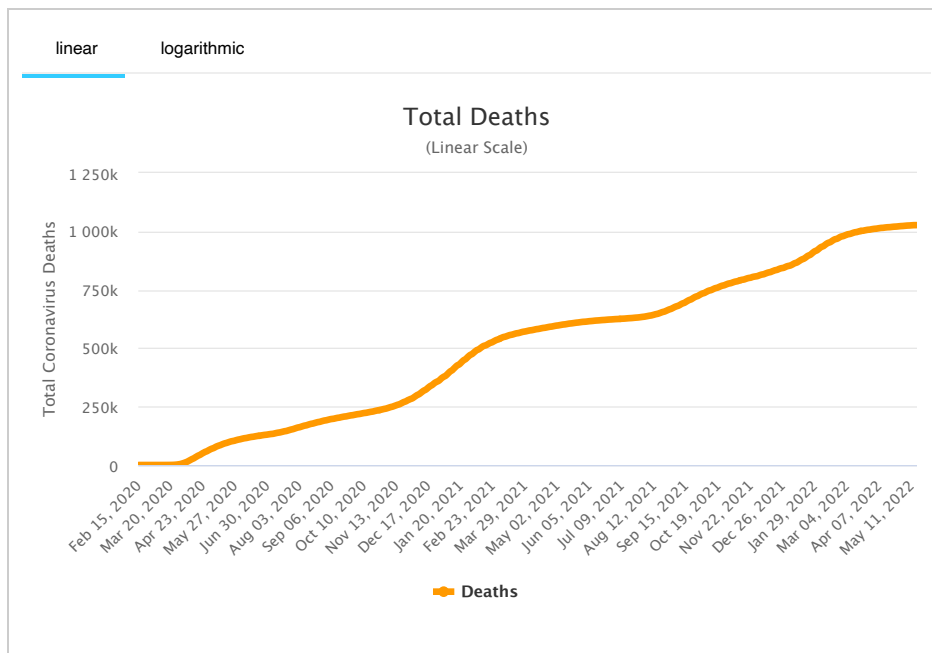


See also: [Daily Deaths Graph](#)

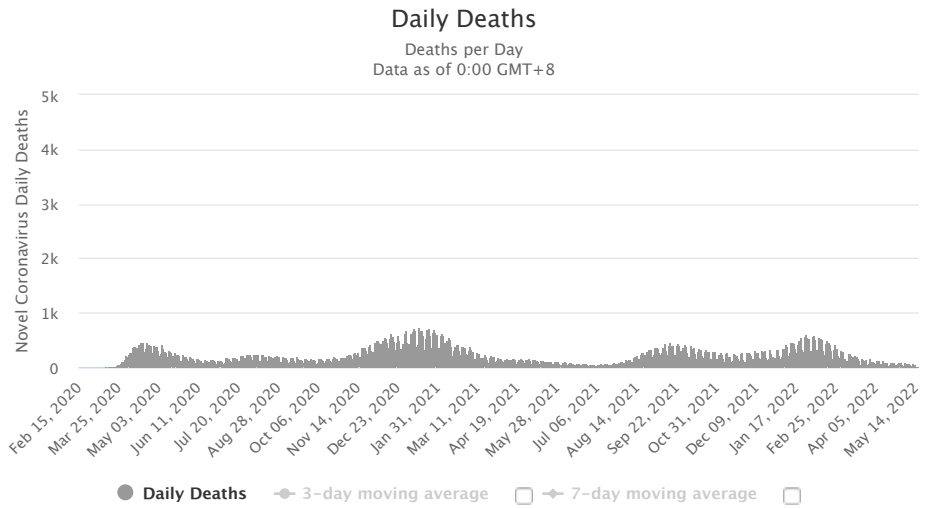
Active Cases in the United States



Total Coronavirus Deaths in the United States



Daily New Deaths in the United States



See also: [Daily Cases Graph](#)

Latest News

May 16 (GMT)

Updates

- 64,933 new cases and 107 new deaths in [the United States \(/coronavirus/country/us/\)](#)

May 15 📌

May 14 📌

May 13 📌

May 12 📌

May 11 📌

Historical account of the initial stages of the epidemic in the United States

Content:

- First 20 cases in the United States
- Progression of first suspected cases
- Timeline of initial events
- Sources for the historical account

First 20 cases in the United States

Information collected on the first 20 domestic cases (not including repatriated cases and Diamond Princess cruise ship evacuee cases) is presented in the table below:

State	Cases	Sex	Age	Date	Case #	Location	Source
Oregon	1			Feb. 29	17 th	Washington C.	
Washington	2			Feb. 29	18,19 th		
	1	M	30s	Jan. 21	1 st	Snohomish	[7]
Illinois	1			Mar. 1	20 th		
	1	M	60s	Jan. 30	6 th	Chicago	[12]
	1	F	60s	Jan. 24	2 nd	Chicago	[8]
California	2	unkn.	unkn.	Jan. 26	3 rd ,4 th	Orange C., L.A.	[9]
	1	M	adult	Jan. 31	7 th	Santa Clara C.	[17][18]
	1	F	unkn.	Feb. 2	9 th	Santa Clara C.	
	1	M	57	Feb. 2	10 th	San Benito C.	
	1	F	57	Feb. 2	11 th	San Benito C.	
	1		65	Feb. 28	16 th	Santa Clara C.	
	1			Feb. 21	13 th	Humboldt C.	
	1			Feb. 21	14 th	Sacramento C.	
	1			Feb. 26	15 th	[Northern California]	
Massachusetts	1	M	20s	Feb. 1	8 th	Boston	[16]
Arizona	1	unkn.	student	Jan. 26	5 th	Maricopa County	
Wisconsin	1			Feb. 5	12 th	Madison	

Patients Under Investigation (PUI) in the United States

CDC in the early stages released information regarding the number of cases and people under investigation that was updated regularly on Mondays, Wednesdays, and Fridays. Below we provide the historical reports that we were able to gather in order to track the progression in the number of suspected cases and US states involved through time in the initial stages

As of Feb. 10:

<i>Number of U.S. States with PUI</i>	<i>36</i>
Positive	12
Negative	318
Pending (specimens awaiting testing)	68
TOTAL	398

As of Feb. 7:

<i>Number of U.S. States with PUI</i>	<i>36</i>
Positive	12
Negative	225
Pending (specimens awaiting testing)	100
TOTAL	337

As of Feb. 5:

<i>Number of U.S. States with PUI</i>	<i>36</i>
Positive	11
Negative	206
Pending (specimens awaiting testing)	76
TOTAL	293

As of Feb. 3:

<i>Number of U.S. States with PUI</i>	<i>36</i>
Positive	11
Negative	167
Pending (specimens awaiting testing)	82
TOTAL	260

As of January 31:




<i>Number of U.S. States with PUI</i>	<i>36</i>
Positive	6
Negative	114
Pending (specimens awaiting testing)	121
TOTAL	241

Previously, as of January 29, there were 92 suspected cases awaiting testing.

<i>Number of U.S. States with PUI</i>	<i>36</i>
Positive	5
Negative	68

Pending (specimens awaiting testing)	92
TOTAL	165

Timeline of Events

-  On January 31, HHS declared Coronavirus a Public Health Emergency in the US (<https://www.hhs.gov/about/news/2020/01/31/secretary-azar-declares-public-health-emergency-us-2019-novel-coronavirus.html>)
As of Jan. 31, the Wuhan coronavirus is officially a public health emergency in the United States, Alex Azar, secretary of the US Department of Health and Human Services (HHS), announced at a White House press briefing.
-  On Jan. 31, the U.S. Centers for Disease Control and Prevention (CDC) **issued a federal quarantine for 14 days** affecting the 195 American evacuees from Wuhan, China. Starting Sunday, Feb. 2, U.S. citizens, permanent residents and immediate family who have visited China's Hubei province will undergo a **mandatory 14 days quarantine** and, if they have visited other parts of China, they would be screened at airports and asked to self-quarantine for 14 days. The last time the CDC had issued a quarantine was over 50 years ago in the 1960s, for smallpox.
-  President Donald Trump signed an order on Jan. 31 for the U.S. to **deny entry to foreign nationals who traveled to China** within the preceding two weeks, aside from the immediate family of U.S. citizens.
- On Jan. 30, the CDC had confirmed the **first case of person to person transmission in the U.S.:** ^[12] the husband of the Chicago, Illinois case who had returned from Wuhan, China on Jan. 13 and who tested positive for the virus on Jan. 24).
- CDC stated on Jan. 30 that "It is likely there will be more cases of 2019-nCoV reported in the U.S. in the coming days and weeks, including more person-to-person spread."^[12]
- The virus had been confirmed in **5 states**.
- On Jan. 31, **New York City** health officials vehemently denied the rumor regarding a coronavirus case in the city ^[13]. On Feb. 1, however, the city's health commissioner did report that there was a test being performed on a person under 40 who had returned from China, developed matching symptoms, and tested negative to the seasonal flu.
- Most US patients had recently visited Wuhan.**
- All of the first five U.S. cases were described as **mild**.
- A study on the first US case of novel coronavirus detailed mild symptoms followed by pneumonia (https://www.cnn.com/2020/01/31/health/washington-coronavirus-study-nejm/index.html?utm_term=link&utm_medium=social&utm_content=2020-02-01T00)

U.S. Airlines suspended ALL flights between the U.S. and China

On Friday, January 31, Delta, American and United announced they would temporarily suspend all of their mainland China flights in response to the coronavirus outbreak.^[14]

Prior to this January 31 announcement:

- UNITED AIRLINES**
on Jan. 28 had announced it would cut 24 flights between the U.S. and China for the first week of February.
- AMERICAN AIRLINES**
on Jan. 29 had announced it would suspend flights from Los Angeles to Shanghai and Beijing from Feb. 9 through March 27, 2020. It will maintain its flight schedules (10 daily A/R) from Dallas-Fort Worth to Shanghai and Beijing, as well as from Los Angeles and Dallas-Fort Worth to Hong Kong.

- **DELTA**

had not adjusted its schedule of direct flights from the U.S. to China. It is the only airline with direct flights to not take action so far.

The White House was considering issuing a ban on flights between the United States and China, as of late Jan. 28^[11]. Italy has announced on January 31 that it was suspending all flights to and from China following the first 2 cases of coronavirus in Italy.

Travel Alert: Do Not Travel to China

- The U.S. State Department on January 30 issued a **Level 4: Do Not Travel to China Alert** (<https://travel.state.gov/content/travel/en/traveladvisories/traveladvisories/china-travel-advisory.html>) ^[4] (the highest level of alert).
- Previously, on January 29, the advisory was set at a lower "Level 3: Reconsider Travel" advising not to travel to Hubei Province: (Level 4) and reconsider travel to the remainder of China (Level 3).
- The CDC on Jan. 28 issued a Level 3 Warning (<https://wwwnc.cdc.gov/travel/notices/warning/novel-coronavirus-china>), recommending that travelers **avoid all nonessential travel to China** ^[5].

Screening incoming passengers at 20 airports in the U.S.

On January 17, the CDC announced that 3 airports in the United States would begin screening incoming passengers from China: SFO, JFK, and LAX ^[6] Other 2 airports were added subsequently, and on January 28, the U.S. Department of Health and Human Services (HHS) announced that 15 additional U.S. airports (bringing the total to 20) would begin screening incoming travelers from China.

Below is the complete list of airports where screening for the 2019 Novel Coronavirus (2019-nCoV) is in place:

- Los Angeles International (LAX)
- San Francisco International (SFO)
- Chicago O'Hare
- New York JFK
- Atlanta Hartsfield-Jackson International
- Houston George Bush Intercontinental
- Dallas-Fort Worth International
- San Diego International
- Seattle-Tacoma International
- Honolulu International
- Anchorage Ted Stevens International
- Minneapolis-St. Paul International
- Detroit Metropolitan
- Miami International
- Washington Dulles International
- Philadelphia International
- Newark Liberty International

- Boston Logan International
- El Paso International
- Puerto Rico's San Juan Airport

Sources for the historical account

1. Novel Coronavirus (2019-nCoV) situation reports (<https://www.who.int/emergencies/diseases/novel-coronavirus-2019/situation-reports/>) - World Health Organization (<https://www.who.int/>) (WHO)
2. 2019 Novel Coronavirus (2019-nCoV) in the U.S (<https://www.cdc.gov/coronavirus/2019-ncov/cases-in-us.html>) - U.S. Centers for Disease Control and Prevention (<https://www.cdc.gov/>) (CDC)
3. Symptoms of Novel Coronavirus (2019-nCoV) (<https://www.cdc.gov/coronavirus/2019-ncov/about/symptoms.html>) - CDC
4. China Travel Advisory (<https://travel.state.gov/content/travel/en/traveladvisories/traveladvisories/china-travel-advisory.html>) - U.S. State Department, accessed January 31, 2020.
5. Novel Coronavirus in China - Warning - Level 3, Avoid Nonessential Travel (<https://wwwnc.cdc.gov/travel/notices/warning/novel-coronavirus-china>) - CDC, January 28, 2020.
6. Public Health Screening to Begin at 3 U.S. Airports for 2019 Novel Coronavirus ("2019-nCoV") (<https://www.cdc.gov/media/releases/2020/p0117-coronavirus-screening.html>) - CDC January 17, 2020
7. First Travel-related Case of 2019 Novel Coronavirus Detected in United States (<https://www.cdc.gov/media/releases/2020/p0121-novel-coronavirus-travel-case.html>) - CDC, January 21, 2020
8. Second Travel-related Case of 2019 Novel Coronavirus Detected in United States (<https://www.cdc.gov/media/releases/2020/p0124-second-travel-coronavirus.html>) - CDC, January 24, 2020
9. CDC confirms additional cases of 2019 Novel Coronavirus in United States (<https://www.cdc.gov/media/releases/2020/s0126-coronavirus-new-cases.html>) - CDC, January 26, 2020
10. 2019 Novel Coronavirus (2019-nCoV) in the U.S. (<https://www.cdc.gov/coronavirus/2019-ncov/cases-in-us.html>) - CDC, Updated January 29, 2020
11. White House considers ban on flights to China amid coronavirus outbreak (<https://eu.usatoday.com/story/travel/news/2020/01/28/white-house-considers-ban-china-flights-amid-coronavirus-outbreak/4602839002/>) - USA Today, Jan. 28, 2020
12. CDC Confirms Person-to-Person Spread of New Coronavirus in the United States (<https://www.cdc.gov/media/releases/2020/p0130-coronavirus-spread.html>) - CDC Press Release, Jan. 30, 2020
13. NYC Officials Deny Report Of Coronavirus Amid Confusion (<https://www.forbes.com/sites/sergeiklebnikov/2020/01/31/nyc-officials-deny-report-of-coronavirus-amid-confusion/#351e47b5652c>) - Forbes, Jan. 31, 2020
14. Delta, American, United to suspend all China mainland flights as coronavirus crisis grows (<https://eu.usatoday.com/story/travel/2020/01/31/coronavirus-china-flight-ban-delta-cuts-all-flights-white-house/4620989002/>) - USA Today, Jan. 31, 2020
15. Secretary Azar Declares Public Health Emergency for United States for 2019 Novel Coronavirus (<https://www.hhs.gov/about/news/2020/01/31/secretary-azar-declares-public-health-emergency-us-2019-novel-coronavirus.html>) - U.S. Department of Health and Human Services (HHS), Jan. 31, 2020
16. Man returning from Wuhan, China is first case of 2019 Novel Coronavirus confirmed in Massachusetts (<https://www.mass.gov/news/man-returning-from-wuhan-china-is-first-case-of-2019-novel-coronavirus-confirmed-in>) - Massachusetts Department of Public Health, Feb. 1, 2020
17. County of Santa Clara Public Health Department Reports First Case of Novel (new) Coronavirus (<https://www.sccgov.org/sites/phd/news/Pages/novel-coronavirus-1-31-2020.aspx>) - Santa Clara County Public Health, Jan. 31, 2020
18. Coronavirus: First case confirmed in Santa Clara County (<https://www.mercurynews.com/2020/01/31/santa-clara-coronavirus/>) - Mercury News, Jan. 31, 2020

worldometer (/)

[about \(/about/\)](#) | [faq \(/faq/\)](#) | [languages \(/languages/\)](#) | [contact \(/contact/\)](#) | [report coronavirus cases \(/report_us/\)](#)



[\(/newsletter-subscribe/\)](#)



[\(/https://twitter.com/Worldometers\)](https://twitter.com/Worldometers)



[\(/https://www.facebook.com/Worldometers.info\)](https://www.facebook.com/Worldometers.info)

© Copyright Worldometers.info - All rights reserved - [Disclaimer & Privacy Policy \(/disclaimer/\)](#)